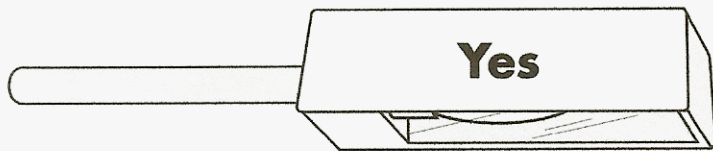
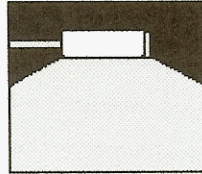
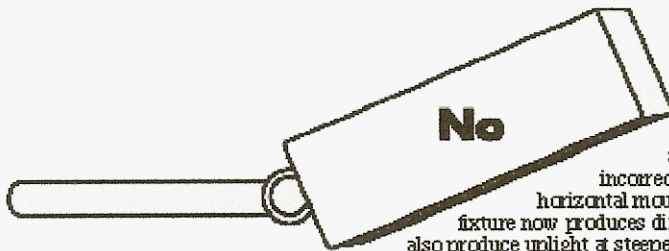
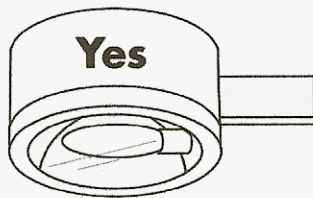


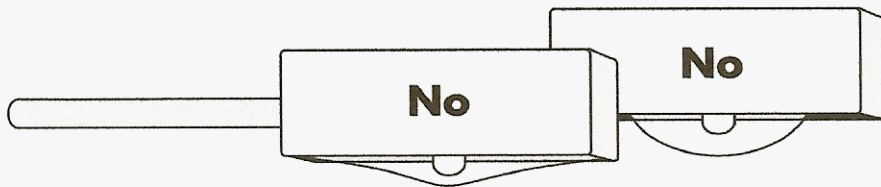
## What is a True "Full Cutoff" Outdoor Lighting Fixture?



Flat glass lens, eliminates or minimizes direct glare, no upward throw of light. The housing for these fixtures is available in many styles.



Same fixture as above, mounted incorrectly—defeating the horizontal mounting design. The fixture now produces direct glare, and can also produce uplight at steeper mounting angles.



Known as just "Cutoff". Center "drop" or "sag" lens with or without exposed bulb, produces direct glare.

